

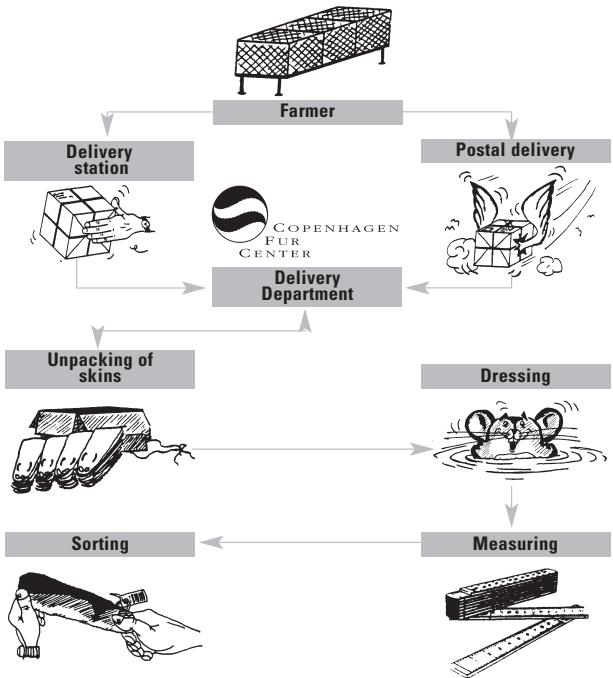
Chinchilla

Delivery deadlines

Final deadlines at CFC

December 2002	Closed
February 2003	31/10/02
March/April 2003	15/12/02
June 2003	28/02/03
September 2003	31/05/03
December 2003	31/08/03

Delivery



Chinchilla

Sales fee

On receipt of the raw skins we will evaluate the pelting work and the skins will be classified into A-, B- or C-skins. The fee is as follows:

A-skins are correctly pelted and the dressing fee is DKK 47.00 and the sales fee DKK 22.00.

B-skins are badly pelted and an extra fee of DKK 10.00 will be charged of which DKK 5.00 will be paid to the dressing house.

C-skins are of no value and will not obtain our minimum price. They cost DKK 20.00 if they are discarded before dressing. If the skins are being discarded after dressing, the dressing fee DKK 47.00 will be charged.

Raw Chinchilla skins have many hidden faults and there is the possibility that skins, which have, at first, been accepted by CFC, will nevertheless be discarded after dressing. For these skins the dressing fee will be charged.

The dressing fee will be debited your account when the skins are being dressed, i.e. shortly after the receipt of the skins at CFC.

Tags/Quotas


In May you will receive a form concerning expected delivery for the 2002/2003 season. Please answer in time because this form generates bar code tags and quota cards.

Tags may also be ordered from the Supplier Department. Please note that it takes approx. two weeks from ordering until the tags are delivered.

Standardisation

As it is important to standardise the skins, the leather side of the skins should be shaped to fit the size of the template.

Templates can be ordered at CFC.



Chinchilla

Delivery station

Euro-Chinchilla

Hauptstraße 59
26897 Hilkenbrook
Germany
Tel.: +49 (0) 4493 1417

Representative:
Mr. Hans-Jürgen Krüger

Holsteiner Chinchilla Interessengemeinschaft e.v.

Kieler Weg 94
24145 Kiel
Germany
Tel.: +49 (0) 431 711871

Representative:
Mr. Manfred Priebe

A.C.F. - Alex Chinchilla Farm

Centrum Hodowli Zarodowej Szynszyli
Robert Grzegorz Mielenczuk
St.Gen.Bema 14 A
72-200 Nowogard
Poland
Tel.: +48 91 57 90 528
Fax: +48 91 57 90 527

Chinchilla - Zajec d.o.o.

Vladimir Zajec
Stubicka 514
10298 Donja Bistra
Croatia
Tel.: +385 1 33 90 119
Fax: +385 1 33 57 556

Chinchilla

The bar code tag

All skins should be marked with bar code tags. Below you will find a tag and an illustration how to fix the tag to the skins.

Please note that tags should always be fixed through the ears.

Extra tags from previous season can be used for the next batch of skins.

The tag looks like this:



Affixing the tag



How it should look:
The finished skin with correctly fixed bar code tag.

The tag should be fixed to **the leather side**.

The plastic pin should be pulled through **the ear holes** and through the hole of the tag.

When you close the plastic pin, the nose should be as large as possible. Check whether or not the pin is locked by pulling strongly on the nose.

Chinchilla

Quotas

How to use the quota card

The allocated quota is mentioned on the quota card sent to you. It is the farmer's duty to keep accounts with quotas when skins are being delivered.

Quota card corrections

Upon receipt of the quota card, we ask you to check whether or not the quota basis stems with the number of skins you expect to deliver during the season. If you have any changes to the number mentioned, please contact the Supplier Department for correction. You will then receive a new quota card.

Delivery procedure

The original card is to be found in the Delivery Department, as the card has to be updated when skins are delivered. All farmers have received a copy for their own accounts.

Exceeding quotas

Quotas consist of a delivery deadline at CFC and an allocated number of skins. Should the skins arrive too late, or if quotas are exceeded, the skins will be collected. CFC will include these skins in an auction as required.

Please note: The skins will not automatically be included in the next auction, as skins concerning these quotas may be under way.

How to use the quota card

1. Check if the expected number of skins is corresponding to the number of skins being delivered.
2. CFC cannot include more skins in the December offering.
3. The dates mentioned are the final deadlines at CFC.
4. Your allocated quotas are the maximum number of skins you may deliver for an auction.
5. Use the columns to keep your own accounts.

Should you have any questions concerning delivery deadlines or quotas, please call the Supplier Department.

Chinchilla

Quota card

Example



Quota 2002/2003

Date: 06.08.02

Accountno.:

Expected delivery

Chinchilla 400

Auct.	Final delivery deadline at CFC	Allocated quota	Delivered	Rest Delivered	Rest
2	Dec.	30-08-02	120		
3	Feb.	31-10-02	70		
4	Apr.	15-12-02	70		
	Jun.	28-02-03	70		
	Sep.	31-05-03	90		

Chinchilla

Fill in the proforma invoice correctly

1. Name and address

Check that the area has been correctly filled in with name, address, postal code and town.

2. Advance payment

Requests for advance payment should be marked with an X in the box. However, not if you have continuous advance payments.

3. Country of origin

Write the country of origin and your VAT no.

4. Account no.

Check that the account no. has been correctly filled in.

5. Date

Fill in the date of dispatch.

6. Number of skins

Write the number of skins delivered.

7. Required auction

Mark an X for the auction that you require. Remember: only one proforma invoice per auction.

Check the delivery deadline and your quota on your quota card.

8. Serial number of tags

Write down the first and last serial number of tags. Multiple series should only be given if tag numbers are missing.

9. Farmer's remarks

This column is for messages between farmers and CFC. If it is important, please call CFC.

10. CFC's remarks

This column is for messages between CFC and farmers.

11. Proforma invoice

Fill in the date and sign.

Chinchilla

Skins of no value


In order to avoid the annual discardence of large quantities of skins of no value you have the possibility of having low quality skins evaluated prior to sorting. You may send skins which are considered as having no potential value after sorting.

Here they will be evaluated and you will be informed as to which skins have been discarded. It will be possible to have these skins returned. Skins that are accepted will be sent to dressing, compliant with normal conditions, and will enter into the sorting. Presorting is free of charge.

**PLEASE REMEMBER TO CLEARLY WRITE
"PRESORTING" ON THE PACKAGE AND THE PROFORMA INVOICE**

Proforma invoice

7 6 5 4



COPENHAGEN FUR CENTER
Copenhagen Fur Center
Langevej 50
DK-2650 Glostrup
Tel: +45 43 28 13 00
Telefax: +45 43 28 13 08

REA/EVT/WISS/SEKDEL NR. _____

1

2 Skinnas forskud (kun medleveret af CP - seet X)
Vorrechte gewährt (nur bei Vereinbarung mit CFC) - anerkennen
Advance required (only according to agreement with CFC) - mark X

Møtke arskat auktion (en indleveringsgebyr) (v. auktion)
Gewinnrechte Auktion markieren (ein Lieferscheck) pro Auktion
Mark chosen auction (one delivery note for each auction)

DANSK/DEUTSCH/ENGLISH

Hier indleveret de herpå følgende skind til salg i handeld
Hier CFC's adgangsbegreb for Chinchilla
Hat die genannten Felle an den Verkaufsstellen
Copenhagen Fur Center für Chinchilla geliefert.
Here delivered the number of skins stated on this delivery note to Copenhagen Fur Center in accordance with CFC's conditions of sale for Chinchilla.

3

DK KOLLIVITERING

Måltagst:

Køll:

DKK:

CAREN/DEU/ENGL
WERTLOS ODER HILFLOS ODER NO VALUE

ALERE BELEGENNINGE
ZUCHTERS ANMERKUNGEN/REMARKS

10

8

9

CHINCHILLA

**PROFORMARECHNUNG/
PROFORMA INVOICE**

Prøtland/ Ursprungsland/Country of origin:

ZUCHTERS MWST. NR./
FARMER VAT NO.:

Wert nur für Zollzwecke/
Value only for customs purposes

Hiermit bestätige ich, daß Felle, die von meiner Farm an CFC oder an eine von CFC zugelassene Sammelstelle geliefert werden, die Sicherheit für erhaltene Vorrechte oder Schulden gegenüber CFC gebietet gemacht werden können.

I hereby accept that skins delivered from my farm to CFC or one of CFC authorized delivery stations are pledged as security for any advances or other debts owed by myself to CFC at any time.
By my signature I also confirm that I am familiar with and accept the "Conditions of Sale" as printed on the back of this delivery note.

11

UNTERSCHRIFT DES ZUCHTERS/FARMERS SIGN: _____

Udvides af CFC
Wenn CFC ausfüllen
To be filled in by CFC

ANZAHL KOLLI/
NUMBER OF COLLI:

CHINCHILLA DKK:

GESAMTBETRAG IN DKK/
TOTAL AMOUNT IN DKK:

DKK:

Chinchilla

Sorting

Delivery

Type

Standard Chinchilla	Black Velvet Chinchilla	Brown Chinchilla	Blue Chinchilla
---------------------	-------------------------	------------------	-----------------

Size

00	0	1	2	3
Over 36 cm	34-36 cm	32-34 cm	30-32 cm	Under 30 cm

Colour

XXXDark	XXDark	XDark	Dark	Medium	Pale
---------	--------	-------	------	--------	------

Quality

A					B		Lowgrades			
Copenhagen Selected Silky	Copenhagen Selected	Copenhagen Label Silky	Copenhagen Label	IA	I	II	Chip	Shedders-	Sewn/torn	Stained

Clarity

1	2	3-4	5
---	---	-----	---

Printing of catalogue/
Making up the lots (on hangers)

Inspection/sale

Chinchilla

Explanation of the sorting categories

Type

Standard Chinchilla	Black Velvet Chinchilla	Brown Chinchilla	Blue Chinchilla
Standard Chinchilla with white sides and grey and black back	A very dark type with black head and pronounced blackness of the back	All brownish Chinchilla types	All bluish Chinchilla types

Size

00	0	1	2	3
Over 36 cm	34-36 cm	32-34 cm	30-32 cm	Under 30 cm

Colour

XXXDark	XXDark	XDark	Dark	Medium	Pale
The darkest skin	A dark skin of good character where the colour also permeates the wool	A dark skin with a good character	The "golden mean"	A light skin lacking in character	The lightest skin

Quality

Copenhagen Selected Silky	Copenhagen Selected	Copenhagen Label Silky	Copenhagen Label	IA	I	II	Chip	Shedders	De-feltive leather	Stained-leather
A heavy faultless skin with a silky surface	A heavy faultless skin	A heavy skin with minor faults with a silky surface	A heavy skin with minor faults	Copenhagen Selected and Label with faults (whirls, yellow sides)	A flat but faultless skin	A flat skin with faults	A skin with chip damage	A skin with hairless areas	A torn or sewn skin	A skin of a more inferior clarity than no. 4

Clarity

1	2	3-4	5
Bluish skin	Greyish skin	Brownish skin	Brown skin

Chinchilla

Explanation of skin codes

Supplementary information (Si1 and Si2):

DB	Weak belly
DT	Bad marking
SI	Silky

Lowgrades (Lg1 and Lg2):

MI	Stained
MI1	Stained (clarity 5+6)
MI2	Stained (more than clarity 6)
MI/VB	Stained and damaged skins Highest degree of MI
VB	Damaged
VB1	Skins damaged up to 2 cm
VB2	Skins damaged up to 50% of the skin
VB/MI	Damaged and stained skins Highest degree of VB
VB3 and more	Skins of no value

Abbreviations:

Cno	Consecutive no.
Qu	Quality
Sz	Size
Col	Colour
Cl	Clarity
Si	Supplementary information
Lg	Lowgrades